




Waste and waste collection How does it work?

We have prepared this brochure to help you get started with your waste recycling and to get the system up and running quickly.

We are always at your service.



Nårab has a system for sorting waste at source that is called Beda®.

Most home-owners choose our standard contract with two containers that have space for eight kinds of waste that we collect from your home.

Contents:

How your waste collection works.....	2-3
Sorting guide	4-5
Other waste	6
Tips – Simple sorting at home	7
Recycling Centres	8

Food waste bags

We provide households with food waste bags and a bag holder.

Always use the bag holder. It can be fixed beneath your draining board, allowing air to circulate. This is more hygienic and reduces odours.

Tip: Place some kitchen roll at the bottom of the bag to absorb any moisture.

New food waste bags

How do I get more free bags?

– See our homepage.

www.narab.se



A quick guide to waste collection.

A simple and easy-to-read version of our waste collection instructions.

Sorting waste

Sorting waste at source means that you, the customer, sort your waste and put it in the right place. We then take responsibility for making sure it is recycled in the optimum way. Sorting at source and recycling are carried out in order to keep down the cost to you and to protect the environment.

All waste has to be sorted – see our Sorting Guide on page 4.

You are not allowed to throw out unsorted or mixed waste.

Certain kinds of waste must be bagged up.

Small items of residual waste are placed in a plastic bag.



Put Soft plastics in a plastic bag.



Food waste is placed in a bio bag.



Emptying septic tanks

According to the Waste Collection Regulations for our municipalities, all three-compartment septic tanks, other septic and enclosed tanks and grease separators must be emptied at least once a year. To book, call N rab on: 0435-296 50. This is always done by our contractor Ohlssons AB.

Seasonal emptying

We include your tank in our automatic annual emptying schedule. We empty all tanks in the area during the same two-month period. This is the cheapest alternative. If you book an extra emptying and it is more than six months until our scheduled emptying period in your area, the seasonal visit will also be made. If it is less than six months until the start of our scheduled period, the automatic visit will be cancelled unless you wish it to take place. Let us know when booking the extra visit.

Monthly emptying

If you would like your tank emptied during one or more specific months each year, decide in which month(s) you wish us to visit. We cannot, however, specify a certain time in a month.

Seven-day emptying

Book when you need an extra emptying in addition to the annual or monthly visits. Emptying within seven days.

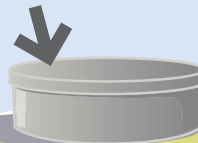
Immediate tank emptying

Emergency emptying within 24 hours.


Immediate emptying, evenings/weekends/public holidays

Ring Ohlssons AB helpline on: 010-45 00 500.

← Emptying septic tanks



Handle p
outwards



Solid base (natural stone, asphalt, etc.)

● Waste containers

The waste containers are on loan, and are owned by N rab.

You are responsible for cleaning and maintenance, and for damaged containers.

Do not overfill. It must be possible to close the lid.

Where should the containers be placed?

– Containers should be clearly visible, a maximum 2 metres from your boundary or where the waste lorry pulls up.

If you do not keep your container at the place where it is emptied, you must put it there on the day it will be emptied.

– Containers must stand on a hard surface. The path used to access to containers must have a hard surface and be free of obstacles so containers can easily be rolled.

– The handles and wheels should be turned towards the street.

If you want to open the container from the opposite direction, you can order a special lid. Contact Customer Service.

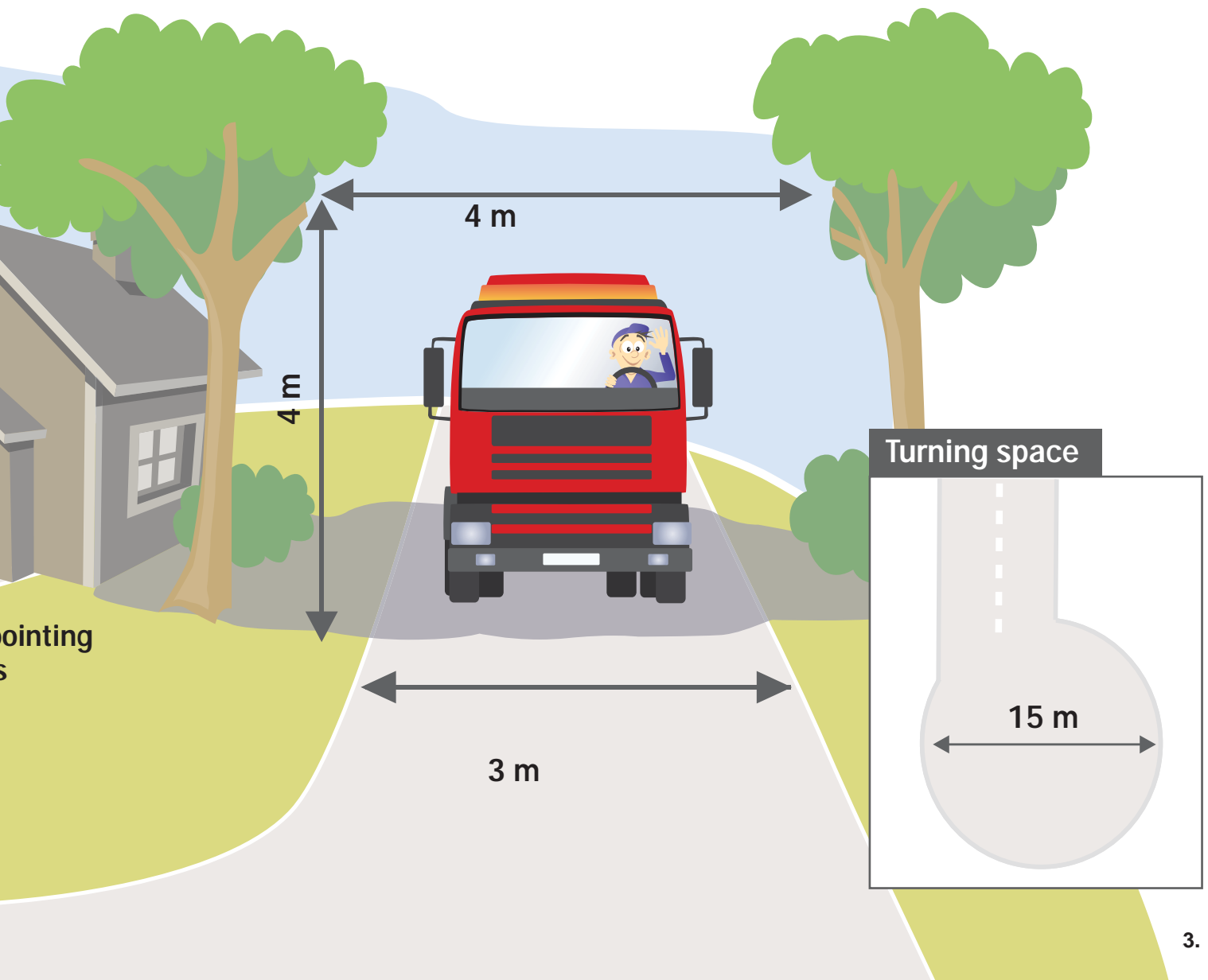
The road should be accessible for the waste lorry.

– In winter, the path used to access the containers should be clear of snow and treated for ice.

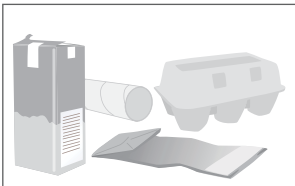
If the containers are not emptied.

Sometimes there is a delay in emptying bins. Lorries break down, drivers fall ill, etc. Leave the containers at your boundary until they are emptied. Contact Customer Service if there is more than one day's delay. In weeks with a public holiday, emptying may take place +/- 2 days. Incorrectly sorted waste will not be emptied. A message will be left on the container so you can correct your mistake. If you do not have an emptying schedule, visit www.narab.se to download one.

You can find your waste collection day in the waste collection calendar. The waste collection calendar can be downloaded from www.narab.se.



CONTAINER 1



PAPER-
PACKAGING



PLASTIC-
PACKAGING

Dry and empty.
Folded/flattened. Put loose in the bin.

Milk cartons, juice cartons (even with foil), sugar and flour bags, washing powder cartons, cornflakes boxes, pizza and cake cartons, wrapping paper, freezer cartons, egg boxes, cardboard tubes from kitchen roll and toilet roll as well as other packaging containing at least 50% paper. Cardboard.

(Put plastic caps to plastic packagings.)

Dry and empty.
Hard plastic loose in the bin.
Pack soft plastics in a plastic bag. **

Hard plastic: Plastic bottles, shampoo bottles, squash bottles, ketchup bottles, cottage cheese pots, crème fraîche pots, Disposable picnicware: Cups, plates. etc.

Soft plastic: Plastpåsar, plastfolie, plastsäckar etc.

PAPER PACKAGING
is recycled to make new packaging or cardboard.

PAPER-
PACKAGING

PLASTIC-
PACKAGING

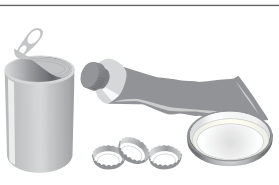
PLASTIC PACKAGING
is recycled to various products, e.g. loading pallets, parts for furniture, noise barriers and washing-up brushes.



PACKAGING
CLEAR GLASS

PACKAGING
CLEAR
GLASS

METAL-
PACKAGING



METAL-
PACKAGING

Dry and empty. Put loose in the bin.

Bottles and jars.
(Corks, bottle tops and lids should be sorted into the appropriate compartments.)
(Glass that does not form part of packaging, such as window glass, drinking glasses, coffee pots and crushed glass, is placed, well wrapped, in Residual Waste.)

GLASS is turned into new glass products or insulation materials.

Dry and empty. Put loose in the bin.

Tins, lids, tubes, aluminium foil, tea light holders, bottle caps, empty spray cans. (The tins take up less space if they are opened at both ends and flattened.)

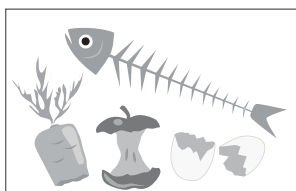
N.B. Metal that does not form part of packaging should be placed in Residual Waste ("Restavfall") or taken to a Recycling Centre.

METAL PACKAGING is melted down and turned into new metal products. Recycling saves 75–95% of the energy.

**** To make it easy to pack down soft plastics in a plastic bag you can get a Minimizer for free from your nearest recycling center. Soft plastics should be packed in a plastic bag, e.g. empty bread bag.**

T YOUR WASTE

CONTAINER 2



FOOD WASTE


Packaged well in a bio bag supplied by us.

Egg shells, potato peelings, fish remains, fruit and vegetable waste, coffee grounds and tea leaves with filters.

Food waste from meat, poultry fish, potatoes, vegetables, bread, cheese, cakes, etc.

Wet kitchen roll

Tip! Drip off the waste before placing it in the food waste bag. Fill the bag to $\frac{3}{4}$ and close it properly before disposing.



RESIDUAL- WASTE

Always place in bags..


Sharp objects are to be packed carefully.

Nappies and sanitary towels, household utensils, washing-up brushes, CDs, cotton buds, plastic toys, books, envelopes, vacuum cleaner bags, cigarette ends, chewing gum, China, ceramics, glass objects, mirrors, earthenware pots, Small metal objects, steel wool, etc.

Soot, ash, dog excrement, cat litter – packaged.

FOOD WASTE is treated to produce biogas for vehicle fuel.

RESIDUAL WASTE after treatment, the majority of the treated waste is used for energy recycling.



PACKAGING COLOURED GLASS


Dry and empty. Put loose in the bin.

Bottles and jars.

(Corks, bottle tops and lids should be sorted into the appropriate compartments.)

(Glass that does not form part of packaging, such as window glass, drinking glasses, coffee pots and crushed glass, is placed, well wrapped, in Residual Waste, "Restavfall")

GLASS is turned into new glass products or insulation materials.



NEWS- PAPERS

Put loose in the bin.

Newspapers and other paper, circulars, computer and writing paper, brochures, advertising leaflets, catalogues, etc.

(Envelopes and very soiled paper should be placed in Residual Waste.)

NEWSPAPERS are recycled and turned into new paper products.

If you have any questions about our waste disposal services please feel free to contact our Customer service by phone or mail.

What you do with your other waste.

Bulky waste

Household waste which is too large for the waste containers. Examples of bulky waste are rugs, furniture, bicycles, large toys, etc.

A. To be taken to the Recycling Centre.

B. Collected free from your home.
Maximum two occasions each year.
Maximum 10 items (total 2 m³) per year.
Bulky waste should not be packed in sacks.
Book a collection at Customer Service
0435-296 50.



This applies to you who live in a house.

If you live in an apartment block, contact your landlord/property owner.

Hazardous waste

Oil, paint, small batteries, solvents, car batteries, etc.

To be taken to the Recycling Centre

Bottles and cans must be labeled with their contents.
This simplifies sorting and reduces the risks to both staff and the environment.



Electrical waste

Televisions, radios, computers, household appliances, refrigerators, freezers, light bulbs, etc.

A. To be taken to the Recycling Centre.

B. Large electrical waste collected free from your home.
Large electrical waste like TV, stereo, printers etc. can be collected as "bulky waste" (see above).



If you live in an apartment block, contact your landlord.


Garden waste

Grass, moss, branches, leaves, withered leaves and flowers, pot plants, planting soil, etc.

A. Composting on your own property.

B. If you live in an urban area, you can order a 190 or 370 litre garden container.
The container is emptied once every two weeks during the period March to November (18 times each year).
Order the garden container on phone 0435-296 50.

C. To be taken to the Recycling Centre



Medicines

Medicines and hypodermic needles

To be taken to the pharmacy (Apoteket).

Medicines: Placed in a transparent bag or special recycling bag from the pharmacy. The pharmacy will not accept cytostatic drugs, clinical thermometers or batteries.

Hypodermic needles: Ask at the pharmacy for a container. When the needle has been cut off, the syringe can be placed in Residual Waste, "Restavfall".



Simple tips – Sort your waste at home

Sorting at home involves eight different kinds of waste. Where there is only a small amount of waste in one category, this can be placed in the same bucket as other kinds of waste and be sorted later when you take it out to the waste containers.

RESIDUAL WASTE

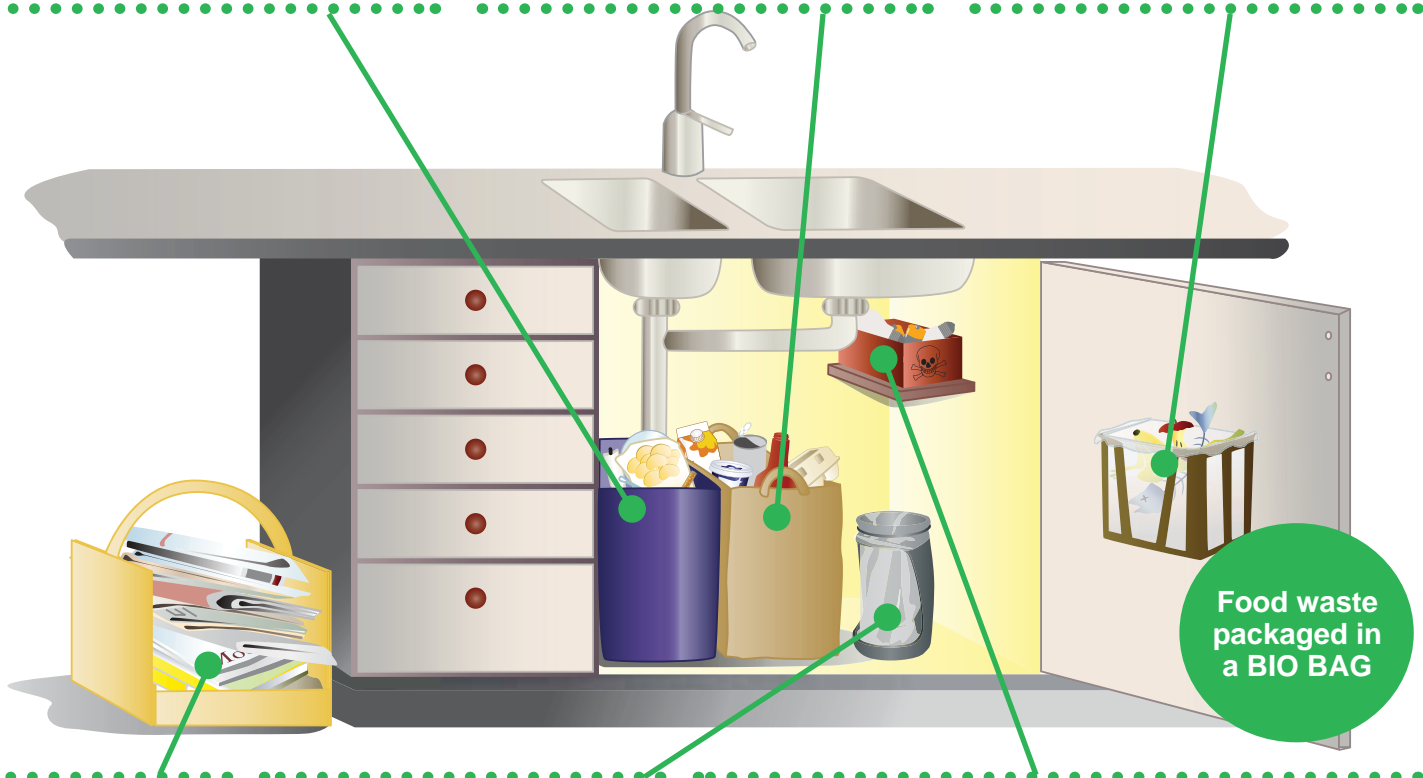
For this you can use any waste container and line it with a plastic bag to put the waste in. Tie up the bag before you put it in the container.

PACKAGING

(glass, metal, plastic and paper)
Packaging should be clean. If you are short of space, you can put it all in the same bucket and sort it later when you take it out to the waste containers.

FOOD WASTE

Food waste bags and bag holder are provided by us. The holder can be fixed beneath your sink. The holder lets the food waste breathe and dry more efficiently. More hygienic with fewer odours, so always use the bag holder.



NEWSPAPERS

Minimizer for easily pack down soft plastics and save a lot of space.

BATTERIES, LIGHT BULBS AND HAZARDOUS WASTE

Can be put together in one container. To be taken to the Recycling Centre.

Food waste - useful tips to prevent odor

- Clean the holder from time to time
- Let food waste drain off properly before you put in the food waste bag
- Put fish scraps, shrimp and crab shells in the freezer and put them in the bin on collection day
- Rinse smelly food waste in cold water
- Change food waste bag more often, every third day works well



Get Rid of fruit flies

Add some apple cider vinegar and a little dishwashing liquid in a small bowl or a glass

Place this around the most affected areas of the kitchen
You will see the outcome after a little while

Our Recycling Centres

Opening hours - Recycling Centres

	Mon	Tue	Wed	Thu	Fri	Sat
Klippan Åbytorpsvägen 5	9-18		9-18		9-16	9-13
Ljungbyhed Rågångsg.		10-18		10-18		☀ 9-12 ☀ 9-12
Perstorp Arons väg		9-18		9-18		13-17
Skånes Fagerhult Fedinge v. vid Reningsverket						☀ 13-16 ☀ 13-16 v 2,6,10,46,50
Örkelljunga Industrigatan 15	9-18		9-18		9-16	9-13
Östra Ljungby Kädarps 4024		☀ 13-18 ☀ 13-17				☀ 13-17
Hyllstofta Hyllstofta 6178	7.15-16	7.15-16	7.15-16	7.15-16	7.15-16	

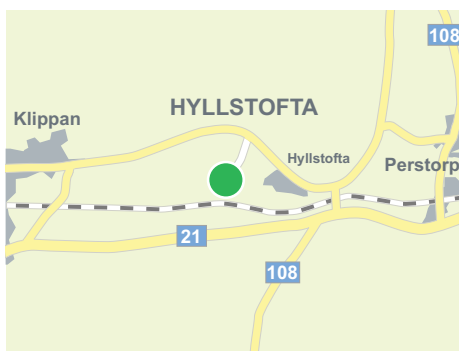
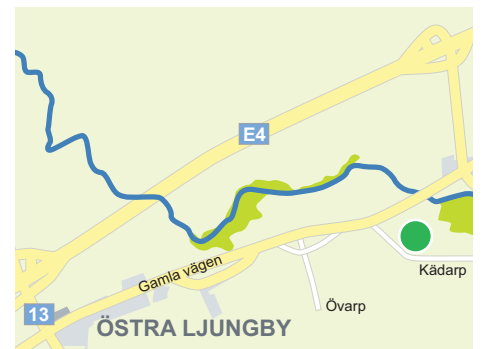
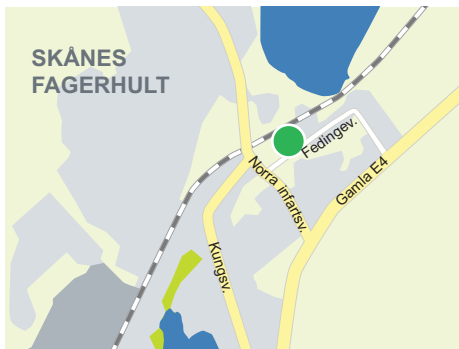
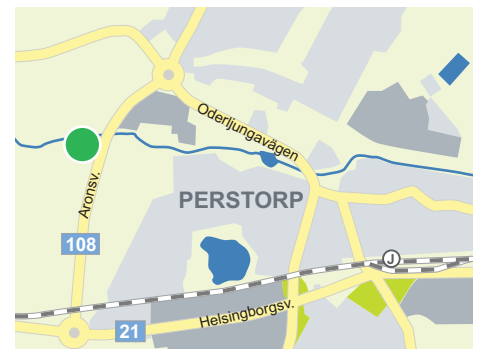
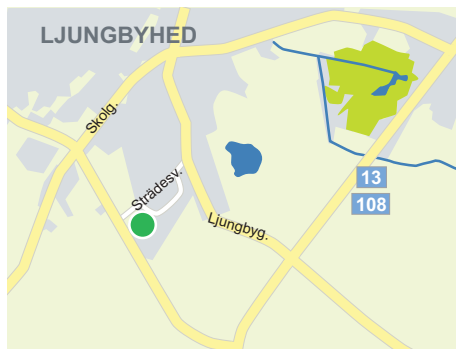
☀ = 1 april - 31 oct ☀ = 1 nov - 31 march (E) = Even week (O) = Odd week
On public holidays and the day before a public holiday – closed
Check opening hours on www.narab.se

With a waste collection contract there is no charge for taking sorted recyclable bulky waste as well as newspapers and packaging from households to our Recycling Centres (ÅVC).

Households can leave as much as can be contained in a car trailer. If you have larger amounts, then we refer you to the recycling plant at Hyllstofta.

Non-recyclable waste is charged per cubic metre.

Collection of bulky waste from your home is also free of charge. See page 6.



Customer Service:

Our website www.narab.se contains information in English. You can download your emptying schedule and contact Customer Service there.

Website: www.narab.se
e-mail: kundservice@narab.se
Telephone: 0435-296 50.

Welcome to Nårab!